


# How to safely return your empty Experis<sup>®</sup> Eco canister.

## Required:

Depressurisation plug, shipping label and suitable packaging.



x1



x1

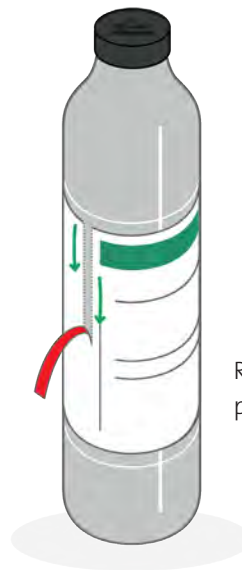
# 1

## Step one Preparation of canister



Ensure canister is EMPTY; insert depressurisation key.

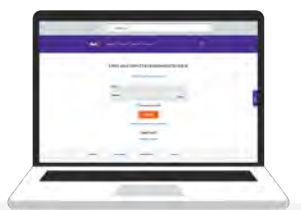
**Note:** This should be carried out in a well ventilated area.



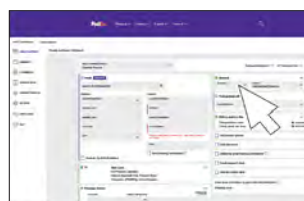
Remove all labels; pull down on red perforated strip.

# 2

## Step two Request your free return shipping label

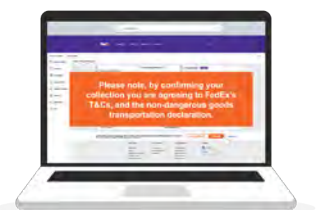


Go to **FedEx** website.  
Login with the Username and Password provided by **Air Products**



Enter pick-up information;

- Contact name, phone number and email
- Confirm number of canisters
- Select collection date and time



Click 'Finalise' to confirm collection.

**Note:** At this point you are agreeing to FedEx's T&Cs and the non-dangerous goods transportation declaration.

# 3

## Step three Ship your package



Print out return shipment label.



Use a suitable container to pack prepared canisters for shipment.



Ensure all previous labels and markings are removed.  
Attach **FedEx** shipping label to the outside of the container.



Package will be collected by **FedEx**.



...and returned back to **Air Products** to be re-used.

Thank you for using this more environmentally friendly service.



For more information please contact us at:

**Air Products PLC**

T 0800 389 0202

E [apukinfo@airproducts.com](mailto:apukinfo@airproducts.com)

[airproducts.co.uk](http://airproducts.co.uk)

**Air Products Ireland Ltd.**

T 1800 99 50 29

E [ieinfo@airproducts.com](mailto:ieinfo@airproducts.com)

[airproducts.ie](http://airproducts.ie)



tell me more  
[airproducts.co.uk](http://airproducts.co.uk)  
[airproducts.ie](http://airproducts.ie)

